



## English Department Homework Booklet

Student Name:

How to use:

1. Keep your booklet neat and tidy. The presentation of your work reveals your attitude towards your work.
2. You must only complete each task, one week at a time. Do not rush ahead!
3. Your teacher will tell you which day of the week your homework is due in. Write it here:

---

## Week 1

This term you will write a short story, told from a teenager's perspective, which includes themes of prejudice or discrimination. The action should take place over 5 minutes of time. This week you should fill the boxes below with ideas for this story:

Setting: in which location will your story take place? Add some descriptive detail here.

Character/s: who is your main character or characters? Try to stick to no more than two people in your story.

1. Introduction  
What happens at the start? How will you engage the reader?

2. Build up (rising action)  
What problems arise? How will you build tension?

3. High point (climax)  
What happens at the most exciting part of the story?

4. Resolution  
How will the story end?

Zoom in: which 3 things in your story can you zoom in on and describe in detail?

- a)
- b)
- c)

**Peer Assessment - in class**

1. Swap homework with your partner.
2. Read each other's plans
3. Use green pen to complete this page

**WWW: which areas of your partners plan interested you and why?**

---

---

---

---

---

---

---

---

**EBI: which areas of your partners plan needs more information or detail and why? Where can they improve their ideas? Can you add any extra ideas for them?**

---

---

---

---

---


---

---

---

**Partner signature:**





**Self-Assessment - in class**

**WWW: which areas of your story are you most proud of and why?**

---

---

---

---

---

---

---

---

**EBI: which areas of your story do you feel you could improve? How could you make these improvements?**

---

---

---

---

---

---

---

---

### Week 3

It is time to add a higher level skill into your writing.

Choose one skill from the table below, that you could add to your story.




Write a detailed paragraph which shows off the skill you have chosen and use the \* to show

where you would add it to your story.


RAG SKILL	WHAT IS IT?	EXAMPLE
RED SKILL 1. Metaphor	When you describe an item by saying it is something else.	"The deep, purple, night-sky was a blanket over the town. This night was different. Julia could hardly see to the end of her little lane and it scared her."
AMBER SKILL 2. Personification	When you give non-human items in your story, human characteristics or qualities	"The chewing gum desperately gripped the underside of the desk, remembering a time when it was somewhere warmer and more moist"
AMBER SKILL 3. Pathetic Fallacy	When you give human emotions and actions to animals, plants, and other parts of nature.	"The gusts of wind were so furious, that high buildings in town had had the tiles violently stripped off their roofs"
GREEN SKILL 4. Flashback / Flash-forward	When a character thinks back to another time or place. When the narrator describes another time or place	"I remembered how it used to be when we were children. He tightly held my hand and stroked my hair when I was upset. Looking at the awkward distance between us now, made me realise just how much our relationship can changed"
BLUE SKILL 5. Zoomorphism	When you give non animal thing such an objects or a human, the qualities and characteristics of an animal.	"The woman growled at the group of children at the end of her lawn and barked at them to leave immediately"







If you enjoy art and illustration, you may use this space for an image that enhances your story.



# Year 9 English Homework | Term 2 | Young Voice

Students should complete these tasks for house points from their teacher and the chance to go to the Good Work Book.

Research it	Create it	Answer it	What If...	Retrieve it	Go see it
<p>Research and find out what the difference is between refugees, migrants and asylum seekers.</p> <p>Write a clear information sheet that explains the difference.</p>	<p>“Young people are the future leaders of society. Their ideas and opinions should be taken more seriously.”</p> <p>Write a speech with your ideas on this topic.</p> <p>Use AFORREST techniques.</p>	<p>Do young musicians and celebrities have more of a “voice” (platform) to share their opinions - in comparison to activists such a Greta Thunberg?</p> <p>Explain your ideas.</p>	<p>What if we lived in a world with no prejudice?</p> <p>Write a description of this utopian world (at least half A4) explaining your ideas.</p>	<p>Research into the either the life of Martin Luther King Jr or the Black Lives Matter movement.</p> <p>Present the information you find in the form of either Google Slides, a factfile or a poster.</p>	<p>Watch one of the following films and write a film review:</p> <ul style="list-style-type: none"> <li>★ The Hate U Give</li> <li>★ West Side Story</li> <li>★ To Kill a Mockingbird</li> <li>★ Wonder</li> <li>★ Love, Simon</li> <li>★ Heartstopper</li> </ul>